

DK-018

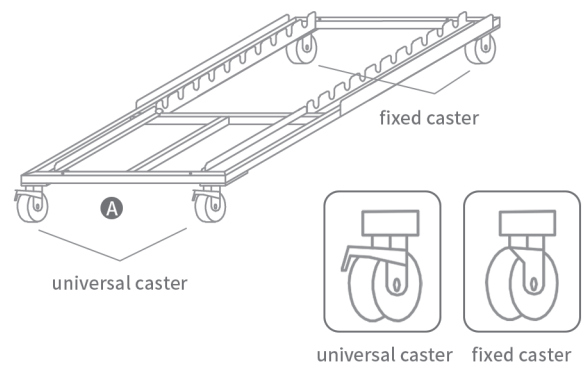
MULTI-PURPOSE CARTS

USER GUIDE

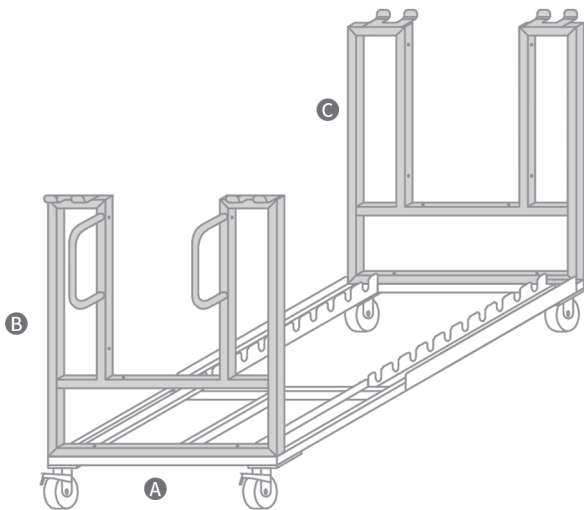
- Thank you for purchasing the DK-018 multifunctional cart. Please read this manual carefully before using the cart to fully understand its installation methods and functions. Keep this manual properly for reference at any time.
- In order to continuously improve the product, the company reserves the right to update or modify the information contained in the manual.

Installation instructions

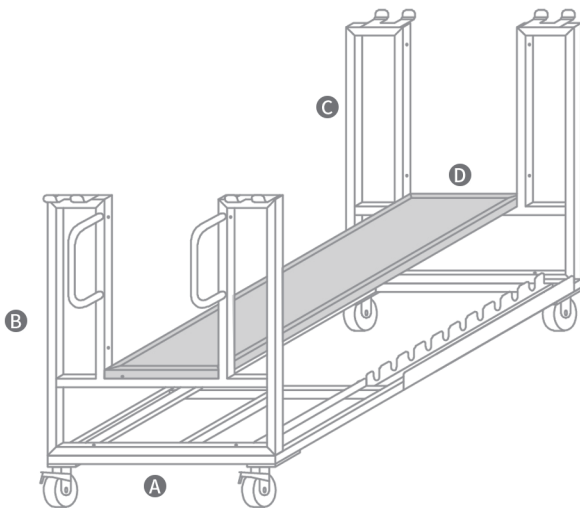
1. Install the A base caster, pay attention to Install the universal casters at the front side.



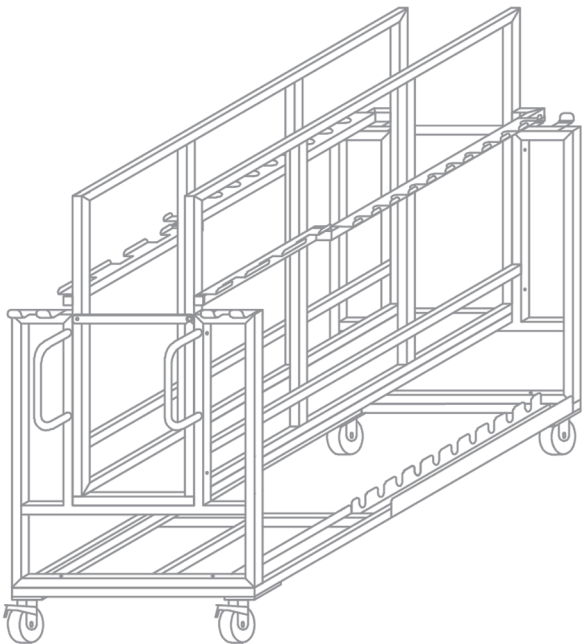
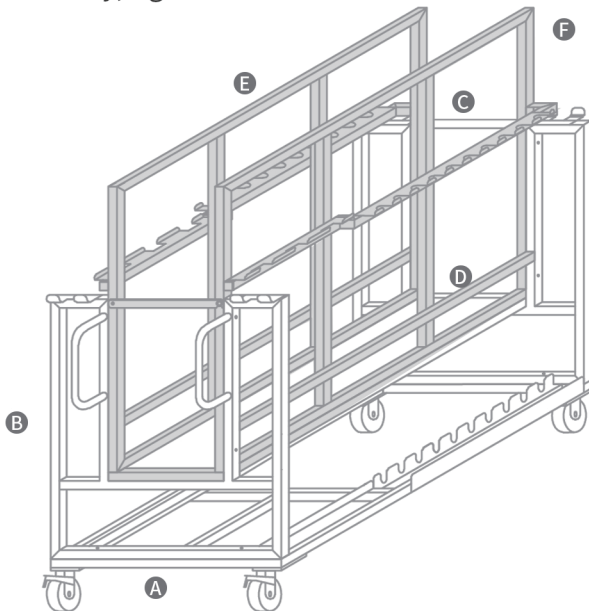
2. Connect frame B and frame C to base A respectively, then tighten the screws.



3. Attach frame D to both frame B and frame C.



4. Attach frame E to frame B and frame F to frame C respectively, ensuring correct orientation. Finally, tighten all screws.



Product Specifications

Model No.	DK - 018	Net Weight	72 kg
Diameter	1360*810*1585mm	Load Capacity	200 kg

Maintenance

- 1 Regularly tighten screws, rivets, screw rods and other connecting parts to ensure the stability and safety of the cart, and promptly replace any parts in bad condition.
- 2 Please use this product correctly according to the instructions. If the product is damaged, it can be repaired free of charge during the specified warranty period.
- 3 **Warranty policy:** Under normal circumstances, the warranty is 3 years. For minor problems, spare parts will be free of charge.
Guidance on replacement, products that cannot be repaired by the client can be arranged to be sent back to the factory for after-sales repair. Product repair or reshipment costs shall be borne by the purchaser.
- 4 **Please note: Any one of the following conditions is not covered by the warranty.**
The warranty period has expired;
Loss caused by failure to use, maintain, and store products in accordance with the requirements of the product instructions;
Damage and human losses caused by force majeure;